

Scaled data based on original data using
LM-79-08 Approved Method: Electrical and Photometric Measurements of Solid-
State Lighting Products

Test Report Prepared for
Cooper Lighting Solutions
(formerly Eaton)

Brand: McGRAW-EDISON

Report Number: P450746

Luminaire Tested: **GALN-SA1C-750-U-RW**

Issue Date: 1/4/2021

Test Information

Test Method: LM-79-08
Report Number: P450746
TEST IS SCALED FROM IESNA LM-79-08 TEST DATA (G3-2011-042-4)
Test Lab: INNOVATION CENTER
Issue Date: 1/4/2021
Manufacturer: COOPER LIGHTING SOLUTIONS (FORMERLY EATON)
Product Line: MCGRAW-EDISON
Catalog Number: GALN-SA1C-750-U-RW
Description: GALLEON AREA AND ROADWAY LUMINAIRE
(1) 70 CRI, 5000K, 1050mA LIGHTSQUARE WITH 16 LEDS AND RECTANGULAR WIDE OPTICS
Light Source: -
Ballast/Driver: ELECTRONIC DRIVER

Summary

Lumens per Lamp: N/A
Luminaire Lumens: 7340 lumens
Efficiency: N/A
Efficacy: 128.8 lumens/watt
Luminous Opening: Rectangular (W 0.5' x L: 0.5' x H: 0')
IES Classification: Type III - Short
BUG Rating: B3 - U0 - G3

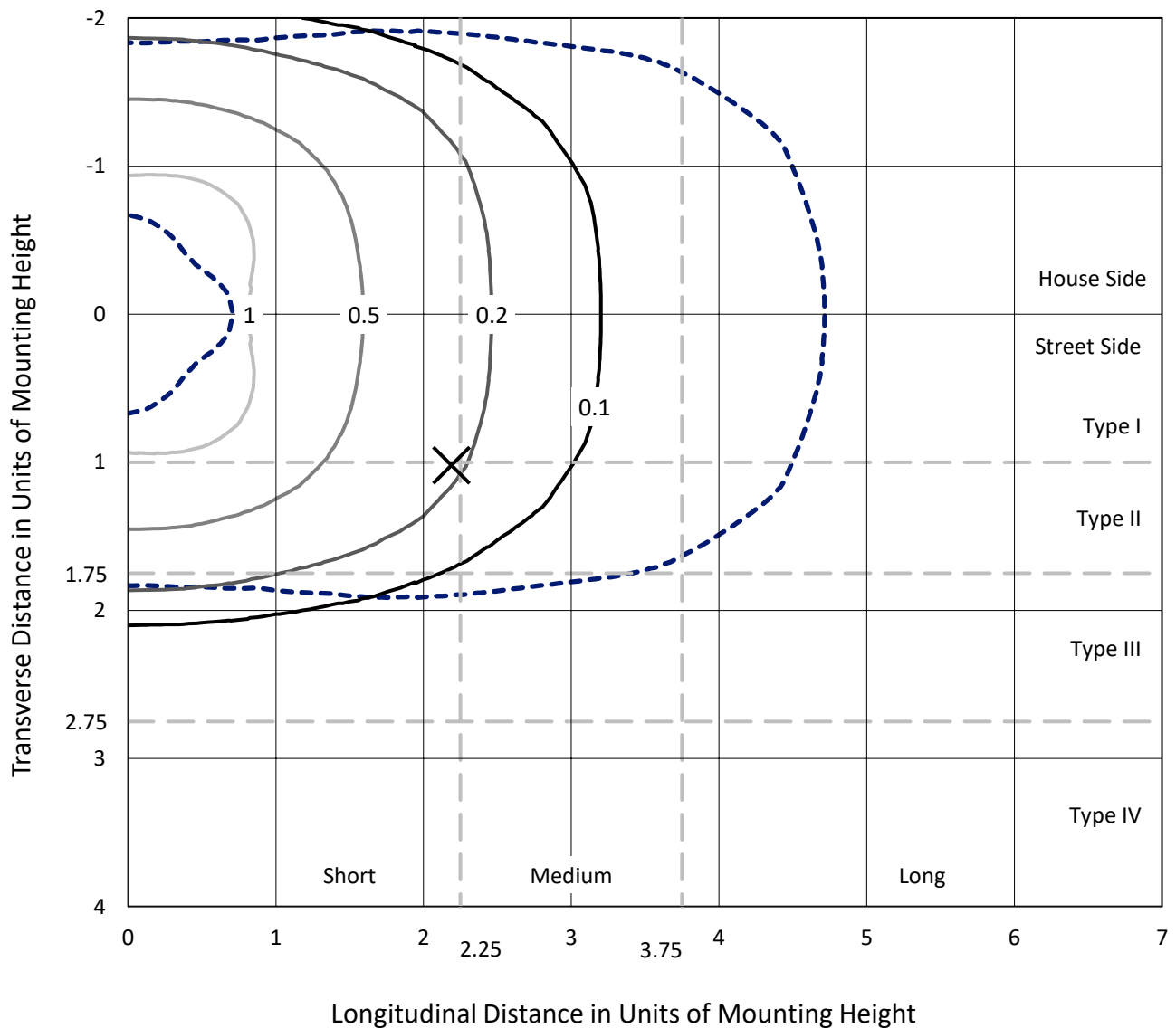
Input Watts (W): 57
Input Voltage (V): NR
Input Current (A_{in}): NR
Voltage Rise (V): NR
Power Factor: NR
Total Harmonic Distortion (THDi): NR
Frequency (hertz): 60
Stabilization Time: NR
Operation Time: NR
Ambient Temperature (°C): NR
Test Distance: 24 FT



REPORT NUMBER: P450746
 CATALOG NUMBER: GALN-SA1C-750-U-RW

Iso-Footcandle Lines of Horizontal Illumination

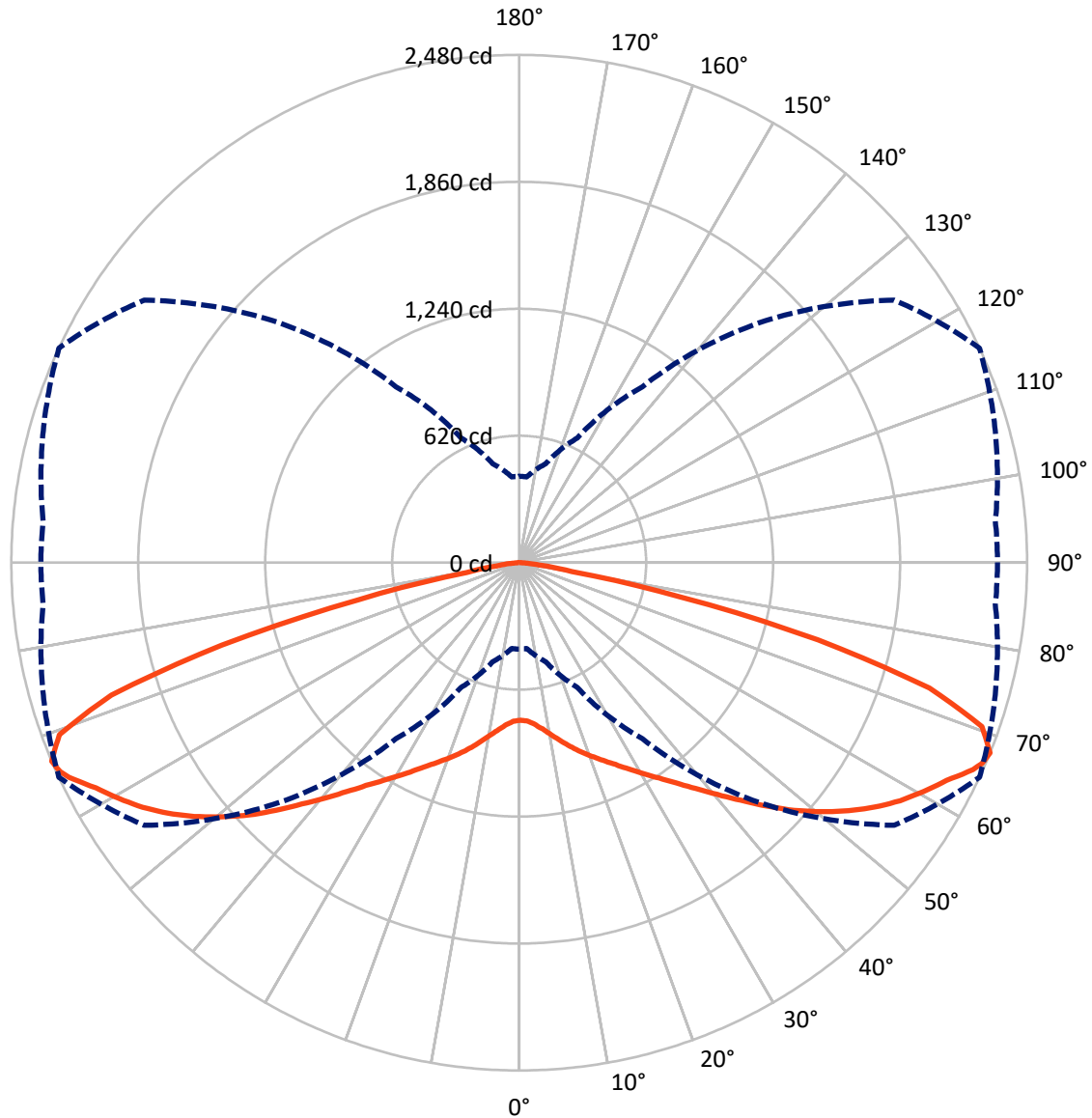
× Max cd
 - - - 1/2 Max cd



Based on 25 foot mounting height. Maximum calculated value = 1.4 fc
 Type III - Short - N/A

REPORT NUMBER: P450746
CATALOG NUMBER: GALN-SA1C-750-U-RW

Luminous Intensity Polar Plot



— Vertical Plane Through 65-Deg Lateral - - - Horizontal Cone Through 67.5-Deg Vertical

REPORT NUMBER: P450746

CATALOG NUMBER: GALN-SA1C-750-U-RW

FLUX DISTRIBUTION:

		Downward	Upward	Total
House Side	Lumens	3670.0	0.0	3670.0
	% Fixture	50.0	0.0	50.0
Street Side	Lumens	3670.0	0.0	3670.0
	% Fixture	50.0	0.0	50.0
Total	Lumens	7340.0	0.0	7340.0
	% Fixture	100.0	0.0	100.0

Coefficient of Utilization

ZONAL LUMENS:

Zone	Lumens	% Fixture
0°-10°	75.8	1.0
10°-20°	253.8	3.5
20°-30°	496.4	6.8
30°-40°	844.3	11.5
40°-50°	1336.3	18.2
50°-60°	1771.9	24.1
60°-70°	1671.5	22.8
70°-80°	826.3	11.3
80°-90°	63.7	0.9
90°-100°	0.0	0.0
100°-110°	0.0	0.0
110°-120°	0.0	0.0
120°-130°	0.0	0.0
130°-140°	0.0	0.0
140°-150°	0.0	0.0
150°-160°	0.0	0.0
160°-170°	0.0	0.0
170°-180°	0.0	0.0
0°-90°	7340.0	100.0
0°-180°	7340.0	100.0



REPORT NUMBER: P450746

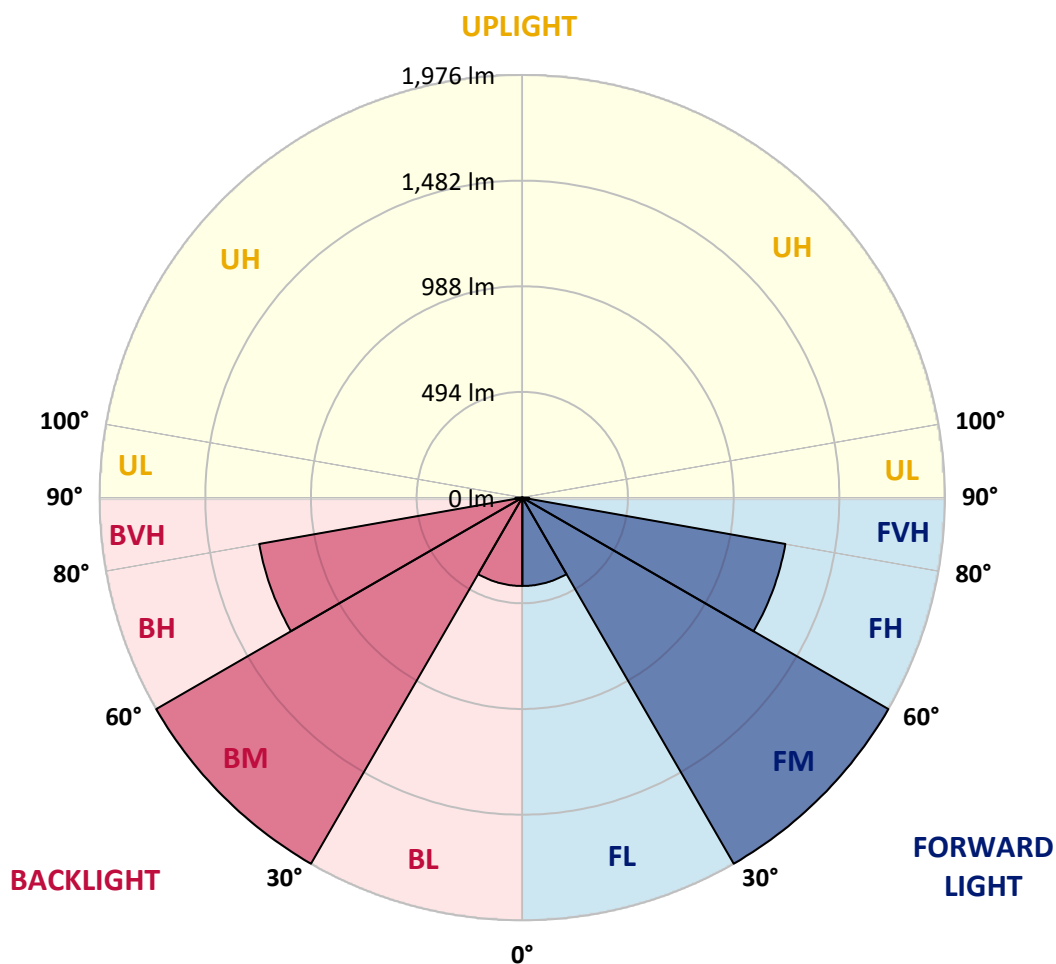
CATALOG NUMBER: GALN-SA1C-750-U-RW

LUMINAIRE CLASSIFICATION SYSTEM LUMEN TABLE AND BUG RATING:

Zone	Lumens	% Fixture	Zone Rating/Lumen Limit		
			B	U	G
FL (0°-30°)	413.0	5.6			
FM (30°-60°)	1976.3	26.9			
FH (60°-80°)	1248.9	17.0			G1/1800
FVH (80°-90°)	31.8	0.4			G1/100
BL (0°-30°)	413.0	5.6	B1/500		
BM (30°-60°)	1976.3	26.9	B2/2500		
BH (60°-80°)	1248.9	17.0	B3/2500		G3/2500
BVH (80°-90°)	31.8	0.4			G1/100
UL (90°-100°)	0.0	0.0		U0/0	
UH (100°-180°)	0.0	0.0		U0/0	

BUG Rating: B3-U0-G3

Type III Short





REPORT NUMBER: P450746
 CATALOG NUMBER: GALN-SA1C-750-U-RW

CANDELA DISTRIBUTION (FULL):

	0°	5°	15°	25°	35°	45°	55°	65°	75°	85°	90°
0°	768.8	768.8	768.8	768.8	768.8	768.8	768.8	768.8	768.8	768.8	768.8
2.5°	764.9	765.7	766.4	767.6	769.2	771.6	773.1	774.3	777.5	777.8	777.5
5°	762.1	762.9	764.9	768.4	773.5	780.6	786.1	792.8	797.9	801.4	800.7
7.5°	761.7	763.3	766.4	773.9	783.7	795.9	808.5	819.9	829.8	837.6	836.4
10°	768.0	770.0	775.1	786.1	801.4	819.1	836.8	853.7	867.9	878.1	881.7
12.5°	778.6	780.2	789.6	806.2	828.2	850.2	870.3	891.1	910.8	928.1	928.1
15°	797.1	799.9	811.7	835.7	862.8	888.3	908.8	930.8	952.1	971.7	977.6
17.5°	822.7	826.6	844.3	875.0	909.6	933.2	952.4	970.5	989.0	1007.9	1010.6
20°	857.7	861.6	885.2	922.2	963.1	991.4	1004.4	1008.7	1017.7	1035.8	1038.2
22.5°	905.3	909.2	935.5	977.2	1022.8	1053.5	1059.0	1048.8	1046.4	1060.6	1062.2
25°	959.1	962.7	993.0	1037.8	1085.0	1118.4	1116.8	1091.7	1077.5	1086.2	1088.5
27.5°	1019.7	1024.8	1055.5	1101.9	1153.0	1182.5	1177.8	1141.2	1110.9	1109.4	1110.1
30°	1097.2	1102.7	1131.8	1176.2	1226.5	1253.7	1243.8	1194.7	1147.9	1132.2	1132.2
32.5°	1179.0	1192.7	1222.2	1268.6	1307.9	1327.6	1312.7	1253.7	1191.5	1169.5	1168.3
35°	1285.5	1293.0	1322.1	1367.3	1396.8	1412.2	1383.4	1320.1	1248.6	1222.6	1219.1
37.5°	1389.7	1396.0	1429.9	1473.1	1508.9	1508.1	1469.2	1399.2	1319.3	1290.2	1287.9
40°	1496.3	1503.0	1541.5	1581.3	1617.0	1613.9	1566.7	1488.4	1403.5	1370.9	1377.2
42.5°	1588.7	1596.2	1639.8	1696.5	1728.7	1727.9	1673.3	1585.2	1496.7	1467.6	1473.1
45°	1672.9	1679.6	1730.3	1795.2	1842.4	1848.3	1788.5	1695.3	1604.5	1567.1	1568.7
47.5°	1732.3	1744.8	1797.9	1872.3	1936.4	1957.2	1898.6	1807.4	1702.8	1663.8	1666.2
50°	1777.5	1785.3	1843.2	1927.7	2008.7	2052.0	2004.8	1911.2	1801.1	1759.8	1765.3
52.5°	1783.0	1792.4	1855.3	1952.9	2056.7	2122.4	2099.2	2012.6	1901.4	1858.9	1870.7
55°	1738.2	1743.7	1818.8	1937.1	2075.6	2174.7	2180.6	2107.0	1996.9	1964.7	1972.5
57.5°	1610.4	1624.5	1719.7	1863.6	2049.6	2202.6	2241.5	2192.8	2093.7	2061.8	2074.4
60°	1400.8	1414.9	1510.5	1692.9	1951.7	2189.6	2291.9	2268.6	2181.3	2155.8	2162.5
62.5°	1097.6	1096.4	1214.7	1438.5	1757.0	2125.9	2329.2	2341.8	2267.9	2235.6	2245.8
65°	711.4	714.9	829.4	1070.4	1463.3	1963.9	2337.5	2435.0	2352.8	2304.0	2311.5
66°	572.2	582.8	679.9	902.1	1313.4	1857.7	2312.7	2462.5	2378.8	2319.8	2323.3
67.5°	422.3	420.4	500.2	671.7	1048.8	1656.0	2235.2	2479.8	2408.3	2333.9	2335.5
70°	241.1	240.7	269.0	368.9	616.6	1166.0	1884.1	2396.8	2468.0	2385.1	2380.7
72.5°	176.2	175.0	178.9	203.7	300.8	588.7	1299.7	2094.8	2437.4	2376.8	2364.6
75°	147.9	147.1	146.3	149.4	168.7	266.6	689.8	1506.9	2114.9	2230.9	2218.3
77.5°	120.7	120.7	121.1	120.3	121.1	140.4	285.9	807.7	1287.9	1437.7	1472.7
80°	94.4	94.0	100.7	97.9	91.6	90.1	126.6	259.9	427.5	425.1	350.8
82.5°	69.6	64.9	76.7	74.7	67.6	57.4	73.9	110.9	142.7	92.8	68.8
85°	44.0	43.7	54.3	49.5	41.3	27.1	35.4	47.6	59.0	35.8	29.1
87.5°	7.9	7.5	17.3	12.6	12.6	7.9	9.8	13.0	19.3	13.4	9.8
90°	0.0	0.0	0.0	0.0	0.0	0.0	0.0	0.0	0.0	0.0	0.0

(END OF REPORT)